



2025-26 Aktion Club Award and Contest Guide

Dear Aktion Club advisor,

We invite you to participate in the following Aktion Club awards and contests! They are an opportunity to celebrate club spirit and encourage members to use their skills of writing, public speaking, artwork, design, organization, and video making. Review the rules and instructions to determine which awards and contests your club will participate in and how entries will be created. After the award (single service project award) or contest item (poster, video, speech or scrapbook) has been created, then complete and submit the online form.

Award categories

- Distinguished Club or Honor Club (for the club)
- Single Service Project Award (for the club)

Contest categories

- Speech (for individual members)
- Poster (for individual or a group of members)
- Video (for the club)
- Scrapbook Contests Non-digital and Digital (for the club)

Rules that apply to all awards and contests

- **The entry must be submitted through the online entry form no later than the September 15, 11:59 p.m. Eastern Time deadline.**
- Collect a signed [Photograph Release Consent Form](#) for each member in images or video in the entry and upload one digital file containing all signed forms onto the entry form.
- **A club can submit only one entry for each award or contest category.**
- To be eligible for awards and contests, an Aktion Club must be in good standing, which means the club has entered a roster and paid member dues for all members for the current year (or a new club has paid its charter fee).
- For Contest Judging: Aktion Club district administrators will have access to view and judge contest submissions. If more than one club in a district submits contest entries, the administrator judges the entries and chooses one that will be considered by Kiwanis International for the Contest alongside entries from other Aktion Club districts.

Please review rules that apply to specific awards and contests

Advisors and members should also read specific information and rules for each award and contest that appears in that portion of this guide. Make sure to review the award judging criteria so you create entries that contain the right information and are presented according to criteria used by Kiwanis district administrators and Kiwanis International staff to score entries.

Award entry forms

- [Annual Achievement Report](#) (for Distinguished and Honor Club awards)
- [Single Service Project](#)

Contest entry forms

- [Speech](#)
- [Poster](#)
- [Video](#)
- [Scrapbook](#) (for non-digital and digital entries)

Award and contest recognition

- Emails and digital award certificates will be sent in December to club and Kiwanis advisors of clubs receiving awards. District administrators will also be notified.
 - Awardees will be announced through the Aktion Club website, newsletter and social media in January.
-

Distinguished Club Award and Honor Club Award

The Annual Achievement Report asks about your club's major activities in service, leadership and club life. Clubs completing the report are considered by Kiwanis International for its annual Distinguished Club or Honor Club awards.

Preparing to complete the form

1. View the [Annual Achievement Report](#) entry form early in the year to learn what activities the club can participate in to earn points. Integrate these activities into the club's calendar of events. This ensures that the club will earn enough points to be honored.
2. Each Aktion Club has an opportunity to earn either a Distinguished Club or Honor Club award from Kiwanis International. Your answers to Annual Achievement Report questions determine the number of points your club earns. A maximum of 17 points can be earned.
 - A club earning 15 to 17 points will receive a Distinguished Club award.
 - A club earning 12 to 14 points will receive an Honor Club award.

Rules

1. **The Annual Achievement Report is due by September 15, 11:59 p.m. Eastern Time, and must be submitted through the online entry form. Click the SUBMIT button when you have completed all questions! The report must be completed in one session.** No late entries will be accepted.
2. The Aktion Club must be in good standing to participate. This means the member roster must be uploaded and dues paid for all members for the current year (or, for a new club, the charter fee must be paid).

Entry form: [Annual Achievement Report](#)

Single Service Project Award

Did your club plan and conduct an amazing service project in your community? Did your club's contribution have a significant impact? Did members learn and change from the experience? Did they use their skills to plan and carry it out? If so, submit your project to be recognized with a Single Service Project Award.

Preparing to complete the entry form

1. Review the questions in the online entry form and the rules below with the club.
2. **Discuss the club's service projects completed this year. Choose one project to submit for this award as your club's most outstanding project. A Single Service Project is a project that is planned, organized and carried out by the applying Aktion Club.** When choosing, consider projects that:
 - had a significant community impact (such as, helped many people or raised a large amount of money);
 - had a big impact on members;
 - raised awareness about an issue members didn't know about; or
 - involved many community members outside of your club.
3. **Create a document with good explanations and specific details that cover the six criteria found in the Aktion Club Single Service Project Award Criteria and Scoring Form found on the next page.** Save the description as a document or PDF to upload to the online entry form.
4. Gather images to include in the project document or upload to the entry form. Collect or copy a signed [photo release consent form](#) for each member pictured in the images. Create one PDF containing all consent forms.

Rules

1. **The online [Single Service Project entry](#) form must be completed and submitted no later than **September 15, 11:59 p.m. Eastern Time.** Make sure to upload your Single Service Project description, any images and a PDF of photo release forms before submitting your form.**
2. A club can submit only one entry for consideration.
3. To be eligible for contests and awards, an Aktion Club must be in good standing, which means the club has entered a roster and paid member dues for all members for the current year (or a new club has paid its charter fee).
4. **Your entry will be scored by Kiwanis International staff using the [Aktion Club Single Service Project Award Criteria and Report Scoring Form](#). To earn a Single Service Project Award, your entry must earn 80 points or higher of 100 possible points.**

Aktion Club Single Service Project Criteria and Report Scoring Form

Club Name:

Criteria	Possible Points	Points Earned*
Identified a service need <ul style="list-style-type: none"> Describe the need or cause the project addressed or served. Explained how the club learned about the need/cause. 	10 10	
Created a service project plan <ul style="list-style-type: none"> Describe how the project plan was developed and how tasks were assigned to officers, members and other volunteers. 	15	
Carried out the project plan <ul style="list-style-type: none"> Describe the main steps it took to carry out the project. Explain what things the club needed for the project (such as supplies, volunteers, money, an event location) and how the club got the items or help from people). 	15 5	
Engaged others <ul style="list-style-type: none"> Explained how the club involved or invited people outside the club to participate in or give to the project. Uploaded a poster, email, flyer, personal invitation, image or social media post, that shows how your club engaged others. 	5 5	
Impact on member learning <ul style="list-style-type: none"> Explained what officers and members learned about the community and/or the cause they served. Explained what officers and members learned about themselves by participating in the project. 	10 5	
Impact on the community <ul style="list-style-type: none"> Explained specifically what the project achieved (including who benefited and what was improved or contributed). Included data – quantities or numbers that show how the club helped (like number of people served, amount of food or books donated, amount of money raised, and/or number of people that attended your event). 	15 5	
TOTAL SCORE	100 points	
Award based on staff score for the entry. <input type="checkbox"/> YES Did the club earn the award with a score of 80 points or higher? <input type="checkbox"/> NO		

**An entry earning 80 points or higher will receive the Single Service Project Award.*

Entry form: [Single Service Project Award](#)

Speech Contest


To prepare, gather members and review the rules. Share the speech topic and encourage members who enjoy speaking or who have a goal of improving their public speaking to participate. The entries for this contest must be from an individual speaker.

Speech Topic

In your speech, share what you have learned about your community through Aktion Club.

Rules

- The speech must be about the topic listed for this year.
- The speech should be between two (2) and four (4) minutes.
- The speech must be completely written and spoken by the member.
- The speech must be submitted digitally through the online entry form.
- A written speech script must also be uploaded in the online entry form.
- **A club can submit only one contest entry for consideration.**
- A signed [Photograph Release Consent Form](#) for the member delivering the speech script must be uploaded in the online entry form.
- If more than one club in your district submits an entry for this contest, the Aktion Club district administrator will judge the entries and send one winner to Kiwanis International staff. That entry will compete with entries from other districts for the international contest award.

☑	Speech Contest judging criteria	Max. # of points	# of points awarded
	Presenting a clear idea. <ul style="list-style-type: none"> • Does the speech present the speech topic clearly? 	20	
	Using their voice. <ul style="list-style-type: none"> • Has the speaker made this topic personal and used their own words to explain it? • Did the speaker share personal examples of what they learned about the community through Aktion Club? 	10 10	
	Being organized. <ul style="list-style-type: none"> • Is there a good introduction, middle portion and conclusion? • Does each part of the speech make sense and build on the previous part? 	10 10	
	Using effective delivery. <ul style="list-style-type: none"> • Did the speech catch and hold your attention? • Is the speaker excited about the topic? • Is their voice strong and does it carry well? • Does the speaker do things to distract from the speech (such as, errors in vocabulary or pronunciation, fidgeting, swaying, or using “umm” often)? 	5 5 5 5	
	Total points out of 100 		

Entry form: [Speech Contest](#)

Poster Contest

To prepare, gather members and review the rules and poster topic below. Gather posters that your club created for service projects this year and have members choose one poster to enter in the contest.


Take a clear and well-lit picture of your poster or scan it and save it in a location where it can be shared for viewing. Complete and submit your Poster Contest entry form. Include the names of members that created the poster.

Poster Topic

Share a poster from a service project your club completed this year that promotes a cause or community need and explains how people can help.

Rules

- The poster must be about the topic listed for this year.
- The poster must be completely created by the members(s).
- A member or group of members can submit either a non-digital poster (created by hand, using art supplies) then scanned to share digitally, or a digital poster (created using online software like canva.com).
- A link to the digital poster file or image (JPEG or PNG) of the non-digital poster must be uploaded and submitted through the online Poster Contest entry form.
- A club can submit only one contest entry in each category.
- A signed [Photograph Release Consent Form](#) for any members pictured in the poster must be uploaded in the online entry form.
- If more than one club in your district submits an entry for this contest, the Aktion Club district administrator will judge the entries and send one winner to Kiwanis International staff. That entry will compete with entries from other districts for the international contest award.

<input checked="" type="checkbox"/>	Poster Contest judging criteria	Max. # of points	# of points awarded
	Using effective design. <ul style="list-style-type: none"> • Does the poster draw attention through use of drawing, painting, collages, and other art forms? • Are drawings or photos used to share importance of the cause or community need? 	15 15	
	Educating with information. <ul style="list-style-type: none"> • Does the poster share facts about the issue for which they're advocating? • Does the poster share the name of an organization that supports the cause? 	15 15	
	Encouraging action. <ul style="list-style-type: none"> • Does the poster offer one or more suggestions for how viewers can help this cause or on their own or through a service event or project? 	30	
	Naming Aktion Club. <ul style="list-style-type: none"> • Does the poster include the Aktion Club's name? 	10	
	Total points out of 100 		

Entry form: [Poster Contest](#)

Video Contest

How to prepare a video for entry.

1. Gather members or a committee who will create the video. Choose a club photographer or videographer to take and organize pictures or capture videos during service projects.
2. Together, review the video topic and contest rules below.
3. Create a digital folder or site where the advisor and/or officers can save images and items for the video.
4. Create an outline and write a script for the video.
5. Record the video and/or gather images and graphics and design and edit your video.
6. Collect a signed [Photograph Release Consent Form](#) for each person shown in the video.

Video Topic

Create a video that tells the story of your club's favorite service project completed this year.

At the beginning, make sure to include graphics of:


1. The name of your club.
2. The location of your organization.
3. The name of the service project.

The video should provide a basic description of the project including:

1. how your club identified the need/cause,
2. goals your club had for the project,
3. who the project served, and
4. what your club accomplished or the impact the project had.

Rules

- The video must be about the topic listed for this year.
- The Video Contest is a club award, not an award for individuals or a group of members.
- The video must be between two (2) and four (4) minutes in length.
- **A link to the video must be included in the online entry form.**
- A club can submit only one Video Contest entry.
- If music is used in the video, it must be royalty free music. Visit <https://freetouse.com/music> to find a selection of music that is royalty free and free to use if the artist is identified in the video. If royalty free music is not used, the video will be disqualified.
- If more than one club in your district submits an entry for this contest, the Aktion Club district administrator will judge the entries and send one winner to Kiwanis International staff. That entry will compete with entries from other districts for the international contest award.

☑	Video Contest judging criteria	Max. # of points	# of points awarded
	Being original. <ul style="list-style-type: none"> • Was there a fun or interesting way of relaying the information? • Was there something unique about the video's story? 	5 5	
	Being organized. <ul style="list-style-type: none"> • Does the video clearly show what Aktion Club is about? • Does each part of the video make sense and build on the previous part? 	10 10	
	Telling the story of the club's favorite service project. <ul style="list-style-type: none"> • Did the club share about their favorite service project? • Did the club share a basic description of the project as well as, goals for the project? • Was information about whom the project served shared? • Did the club explain what was accomplished and/or the impact the project had? 	5 5 5 15	
	Making a quality video. <ul style="list-style-type: none"> • Is the sound quality good? • Is the picture quality good? 	10 10	
	Making an effective video. <ul style="list-style-type: none"> • Did the video help you understand the impact of the clubs service? • Does the video motivate adults with disabilities to learn more about service and participating in Aktion, or inspire adults to consider organizing more clubs? 	10 10	
	Total points out of 100 		

Entry form: [Video Contest](#)

Scrapbook Contests (Non-digital & Digital)

To prepare, gather club members, review contest criteria. Consider creating a committee that will plan and make the scrapbook. Decide which type of scrapbook your club will create and submit for the contest.

Non-digital and digital scrapbooks will be judged as separate categories and an outstanding scrapbook from each category will be recognized.

- **A non-digital scrapbook** is created using a traditional binder, paper art, photos, and articles.
- **A digital scrapbook** is created using online software like canva.com.


Choose club photographers to take pictures and club reporters to write articles about club life activities and service projects. Create a digital folder or a drawer in your club's meeting room where advisors and members can save everything in one location needed to create the scrapbook (including photos, social media posts, newspaper articles and other things written about the club's activities). Then it's time to create the scrapbook. The entries for this contest are by club (not individuals or groups).

Scrapbook Topic

- Create a scrapbook that is divided into two sections – **club life** and **service**. The **“Club Life”** section should contain information about club meetings, teamwork, training, social activities, and celebrations.
- The **“Service”** section should contain hands-on service, fundraising, donating, and advocacy projects.
- Show what club life and service look like in your Aktion Club by including information, photos, articles, social media posts, newspaper articles, letters, and other documentation in these two scrapbook sections.

Rules

- The scrapbook must be about the topic (and contain information) listed above.
- The scrapbook must be created by the member(s).
- A club can submit only one Scrapbook entry (either a digital OR non-digital scrapbook).
- Signed [Photograph Release Consent Forms](#) must be submitted for all members pictured in the scrapbook.
- If music is used in the digital scrapbook, it must be royalty free music. Visit <https://freetouse.com/music> to find a selection of music that is royalty free and free to use if the artist is identified in the video. If royalty free music is not used the scrapbook will be disqualified.
- **NON-DIGITAL SCRAPBOOKS** must be photographed or filmed as pages are turned. The images or video of the scrapbook are then shared by providing a link to it in the online entry form.
- **DIGITAL SCRAPBOOKS** are shared by providing a link to the scrapbook in the online entry form.
- **NON-DIGITAL and DIGITAL SCRAPBOOKS** will be judged as separate categories and an outstanding scrapbook from each category will be recognized.
- If more than one club in your district submits an entry for this contest, the Aktion Club district administrator will judge the entries and send one winner to Kiwanis International staff. That entry will compete with entries from other districts for the international contest award.

<input checked="" type="checkbox"/>	Scrapbook Contest judging criteria (Non-digital & Digital)	Max. # of points	# of points awarded
	Scrapbook category: <input type="checkbox"/> Non-digital <input type="checkbox"/> Digital		
	Well organized. <ul style="list-style-type: none"> • The scrapbook is ORGANIZED INTO TWO SECTIONS which are labeled: CLUB LIFE and SERVICE. • <u>Activities that are shown are labeled (such as “Officers” or “Thanksgiving Canned Food Drive” or “Dance Party Fundraiser”).</u> 	20 10	
	Includes important content. <ul style="list-style-type: none"> • Does the scrapbook show a variety of club life activities? This includes club meetings, teamwork, training, social activities, and celebrations. • Does the scrapbook show a variety of service activities? This includes hands-on service, fundraising, donating, and awareness projects. 	15 15	
	Includes photos and samples. <ul style="list-style-type: none"> • Do photos show the club’s members, officers and advisors? • Does the scrapbook include social media posts, news articles, certificates and/or other recognition of the club’s accomplishments? • Does the scrapbook include event flyers, project posters, and/or letters that show organizations that the club serves or partners with? 	10 10 10	
	Uses good design. <ul style="list-style-type: none"> • Does the cover include the club’s name? Is it clear this is an Aktion Club? • Is the scrapbook’s cover and design of its pages appealing and engaging? 	5 5	
	Total points out of 100 		

Entry form: [Scrapbook Contest](#) (Non-digital and Digital)